



Comhshaol, Oidhreacht agus Rialtas Áitiúil  
Environment, Heritage and Local Government



## **Bullaitín Staitisticí na Seirbhíse Dóiteáin 2007**

*(mionsonraí faoi daoine a fuair bás in Éirinn de dheasca dóiteáin i 2007 agus blianta roimhe sin )*

## **Fire Service Statistics Bulletin 2007**

*(incorporating data on fatalities in Ireland in 2007 and previous years)*

**Fire Services and Emergency Planning**  
Custom House, Dublin 1

This bulletin as well as other fire related statistics can be downloaded at  
<http://www.environ.ie/en/Publications/StatisticsandRegularPublications/FireandEmergencyServices/>

## Contents

	<b>Page</b>
<b>Introduction</b>	1
<b>Key Statistics</b>	3
2007 Fatalities <b>(Table)</b>	5
2006 Fatalities <b>(Table)</b>	6
Presence of Smoke Alarms in Fatal Fires Attended by Fire Brigades in 2007 <b>(Table and Chart)</b>	7
Number of Fatalities in the period 1998 to 2007 <b>(Chart)</b>	8
Number of Fatalities By Time of Day (1998 - 2007) <b>(Chart)</b>	9
% of Fatalities By Time of Day (1998 - 2007) <b>(Chart)</b>	9
Number of Fatalities By Season (1998 – 2007 <b>(Chart)</b>	9
Number of Fatalities By Time of Day (1998– 2007 <b>(Table)</b>	10
Number of Fatalities By Season (1998– 2007 <b>(Table)</b>	10
2007Fatalities By Gender, Location, Age, Age and Gender <b>(Chart)</b>	11
Number of Fatalities in each Fire Authority in the period 1998- 2007 <b>(Chart)</b>	12
Current Cost of the Fire Service 2007 <b>(Table)</b>	13
Fire Services Statistics 1998to 2007 <b>(Table)</b>	14
Total Number of Fires Attended Compared to Total Number of Domestic Fires Attended by Fire Brigades in the period 1998- 2007 <b>(Chart)</b>	15
Particulars of Fire Brigade Activities in 2007 <b>(Table)</b>	16
Location of Fires Attended by Fire Brigades in 2007 <b>(Table)</b>	17
Location of Fires Attended by Fire Brigades in 2007 <b>(Chart)</b>	19
Domestic Chimney Fires Attended by Fire Brigades in 2007 <b>(Chart)</b>	20
Causes of Fires Attended by Fire Brigades in 2007 <b>(Table)</b>	21
Causes of Fires Attended by Fire Brigades in 2007 <b>(Chart)</b>	22
Particulars of Station and Turnouts in 2007 <b>(Table)</b>	23
Number of non fire incidents (excluding ambulance calls) attended by Fire Brigades in the period 1998 to 2007 <b>(Chart)</b>	24
List of Fire Authorities <b>(Table)</b>	25
List of Fire Stations in 2007 <b>(Table)</b>	26
Fire Services Capital Grants Paid in 2007 <b>(Table)</b>	27
Fire Prevention Statistics 2007 <b>(Table)</b>	28

## **RÉAMHRÁ**

Tá staitisticí le fáil san leabhrán seo ar thinte agus ar eachtraí éigeandála eile ar phléigh briogáidí dóiteáin na n-údarás áitiúil leo le linn 2007, chomh maith le mionsonraí ar bhásanna de dheasca dóiteán. Tá an fhaisnéis bunaithe ar fhreagra arna soláthar ag údaráis dóiteáin. Tá sé curtha i láthair i táblaí agus formáid chairt.

Cuireann 37 údarás dóiteán seirbhís dóiteáin ar fáil ag leibhéal áitiúil. De réir reachtaíochta, is é an t-údarás dóiteáin atá freagrach as an seirbhís a chur ar fáil. Cuireann Comhairle Cathrach Átha Cliath seirbhísí dóiteáin ar fáil thar cheann Comhairle Fhine Gall, Comhairle Bhaile Átha Cliath Theas agus Comhairle Contae Dhún Laoghaire-Ráth an Dúin. Ina theannta sin, cuireann Comhairle Chontae na Gaillimhe seirbhísí dóiteáin ar fáil thar cheann Comhairle Cathrach na Gaillimhe. Ciallaíonn sé sin go bhfuarthas 33 thuairisceáin ó na údaráis dóiteáin.

Chuir na 37 údarás dóiteáin 230 briogáidí dóiteáin ar fáil i 2007 . Is é atá i gceist ag briogáidí dóiteáin ná stáisiún dóiteáin / nó post dóiteáin, fearas dóiteáin, trealamh, agus an fhoireann dóiteáin féin, oifigigh dóiteáin agus fir dóiteáin agus bean dóiteáin. Tá bonneagar den scoth ó thaobh stáisiún dóiteáin de le fáil ó cheann ceann na tíre. Bhí 55,566 glaonna éigeandála i 2007, lena n-áirítear glaonna tinte, glaonna thimpistí tráchta bóthair agus glaonna eile nach iad . Tá sonraí de na stáisiúin dóiteáin uilig le fáil ar leathanach 25 den leabhrán seo. Tá na costais reatha a bhaineann leis na seirbhíse dóiteáin maoinithe ag na údaráis dóiteáin le cabhair ó Chiste na Rialtais Áitiúla. Tá mionsonraí ar na costais reatha do 2007 le fáil ar leathanach 12 den leabhrán seo

Cuireann an Roinn Conmshaoil, Oidhreachta agus Rialtais Áitiúil deontas caipitil ar fáil ar mhaithe leis na húdaráis dóiteáin chun cabhrú leo stáisiúin dóiteáin nua agus athchóithre a sholáthar móide fearais agus trealamh eile a chennach. I 2007, cuireadh deontas chaipitil € 24 milliúin ar fáil. Tá cur síos ar an infheistíocht a cuireadh ar fáil ar leathanach 26 den leabhrán.

Tá beim an-mhór ar sábháilteacht dóiteáin aguys gníomhaíochta d'fhonn dóiteáin a a chosc faoi raon leathnú de cheanteidil. Tá cur síos ar na gníomhaíochtaí se oar leathanach 27 den leabhrán.

### **Seirbhísí Dóiteáin agus Éigeandála**

#### **Nollag 2008**

## **INTRODUCTION**

This bulletin contains statistics on fires and other emergency incidents dealt with by local authority fire brigades during 2007 as well as details of fire fatalities in 2007. The information is compiled from returns supplied by fire authorities and is presented in both tabular and chart format.

The fire service is provided at local level by 37 fire authorities as the statutory bodies charged with providing fire services. As Dublin City Council provides fire services for Fingal, South Dublin and Dun Laoghaire-Rathdown County Councils, and Galway County Council provides fire services for Galway City Council, returns are only supplied by Dublin City Council and Galway County Council, respectively. Therefore, a total of 33 returns were received from fire authorities.

In 2007, the 37 fire authorities maintained 230 fire brigades. A brigade consists of a fire station/post, appliance(s), equipment, and most importantly the crew, comprising officers and firefighters. These fire brigades provide a well-distributed infrastructure and in 2007 responded to 55,566 emergency calls, including fires, road traffic accidents and other rescues. The list of fire stations for 2007 are detailed on page 25 of this bulletin. The day to day running costs of the fire service is funded by fire authorities with assistance from the Local Government Fund. Details of the current cost for 2007 are detailed on page 12 of the bulletin.

The Department of the Environment, Heritage and Local Government provides capital grants to fire authorities to assist them with the provision of new and refurbished fire stations, appliances and other equipment including a regional mobilisation and communications network. In 2007, capital grants provided amounted to €24 million. A breakdown of the amounts paid to each fire authority is given on page 26 of the bulletin.

There is considerable emphasis on fire safety and fire prevention activity, under an expanding range of headings. Statistics on local authority fire prevention activities during 2007, are detailed on page 27 of the bulletin.

### **Fire Services and Emergency Planning Section December 2008**

## KEY STATISTICS/ PRÍOMH STAITISTICÍ

### Fire Fatalities / Básanna de dheasca dóiteáin

Information provided by fire authorities indicate that in 2007 :

De réir fianaise curtha ar fail ó na húdaráis dóiteáin :-

- 41 people died from fires (attended by fire brigades)
- 34% of the fatalities were female ; 66% were male.
- 39 out of 41 fire deaths occurred in the home compared to 39 out of 42 in 2006.
- Information was generally collected on the presence of smoke alarms in premises where fatalities occurred.
  - 41 people died in fires involving 36 incidents, 35 of these incidents occurring in domestic premises,
  - In 14 of these premises, smoke alarms were Found to be present
  - Working smoke alarms were only found at 5 incidents
- 39% of the fatalities were 65 years of age and over. In this age category 31% were female; 69% were male.
- 27% of the fatalities were aged between 45 and 64. 27% of the fatalities in this age category were female; 75% were male.
- 21% of the fatalities were aged between 25 and 44. In this age category 23% were female; 77% were male.

For the period 1998 to 2007, the following statistics are noted :

- A total of 438 people died from fires (attended by fire brigades).
- 36% of the deaths occurred during the winter months (November to January) while 19% occurred during the summer months (May to July).
- 60% of the deaths occurred during the night-time period (after 8 p.m. and before 8 a.m.) while 40% occurred during the day-time period (after 8 a.m. and before 8 p.m.).

## **Other Statistics for 2007**

Information provided by fire authorities indicate that in 2007:

- Fire brigades attended 55,566 incidents in 2007 compared to 57,226 incidents in 2006.
- A total of 6,497 false alarm calls were received by fire authorities (representing 12% of incidents attended). 1,664 (26%) of false alarm calls were recorded as malicious.
- Fire brigades attended 34,681 fires (an increase of 1,221 compared to 2006).
- 9,495 fires were in domestic premises (including mobile homes and caravans) (an increase of 101 compared to 2006).
- Of the 9,495 fires in domestic premises, 5,014 were chimney fires (a decrease of 681 compared to 2006).
- 2,247 fires attended by fire brigades were in non-domestic buildings (a decrease of 458 compared to 2006).
- Fire brigades attended 5,507 road traffic accidents.

There were 41 fatalities from fires attended by Fire Brigades in 2007. The details are set out below.

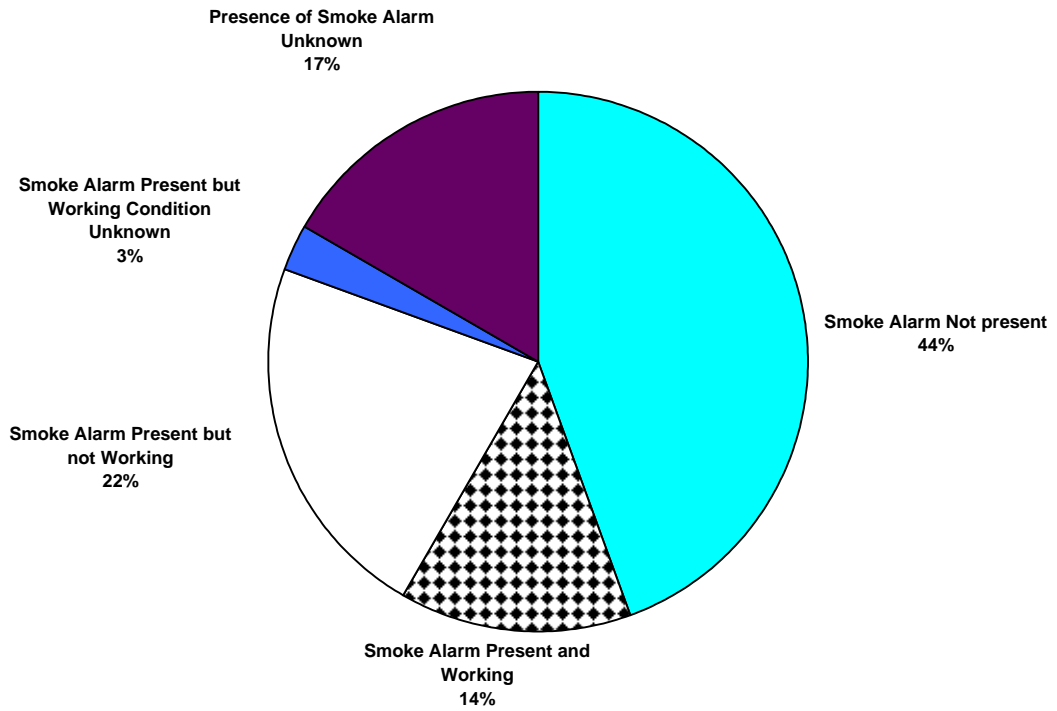
Fire Authority	Date of Fire	Number of Fatalities	Under 14	Between 15-24	Between 25-44	Between 45-64	65 and over	Sex M/F	Time of Fire	Type of Premises or Place	Location of Premises or Place	Suspected Cause of fire	Seat of origin of fire	Smoke Alarm Present	Smoke Alarm Working
Clare County Council	2-Mar-07	1	0	0	0	0	1	M	15:36	House	Urban	Electrical Appliance	Bedroom	Yes	No
Carlow County Council	4-Sep-07	1	0	0	0	0	1	F	13:34	House	Urban	Electrical Appliance	Bedroom	No	N/A
Cork City Council	14-May-07	1	0	0	0	0	1	F	11:29	House	Village	Electrical Appliance	Living Room	Yes	Yes
Cork City Council	3-Aug-07	1	0	0	1	0	0	M	04:19	House	Urban	Cigarette	Bedroom	Yes	No
Cork County Council	26-Jan-07	1	0	0	0	0	1	M	08:05	House	Rural	Electrical Appliance	Bedroom	No	N/A
Cork County Council	23-May-07	1	0	0	1	0	0	M	23:40	Apartment	Urban	Unknown	Bedroom	Yes	Yes
Cork County Council	1-Jul-07	1	0	0	1	0	0	M	23:30	Mobile Home	Rural	Under investigation by Gardaí	Livingroom	not known	N/A
Cork County Council	27-Nov-07	1	0	0	0	0	1	M	20:44	House	Rural	Chimney	Single room dwelling	No	N/A
Donegal County Council	7-Feb-07	1	0	0	0	0	1	M	10:03	Mobile Home	Rural	Matches	Bedroom	Yes	No
Dublin City Council	26-Jan-07	2	0	0	0	2	0	1M/1F	15:12	House	Urban	cigarettes	Bedroom	No	N/A
Dublin City Council	19-Feb-07	1	0	0	1	0	0	M	01:43	Apartment	Urban	Unknown	Livingroom	Yes	No
Dublin City Council	13-Mar-07	2	0	1	1	0	0	1M/1F	22:03	House	Urban	Unknown	Bedroom	Yes	No
Dublin City Council	26-Mar-07	1	0	0	0	0	1	1F	13:05	House	Urban	Unknown	Kitchen	No	N/A
Dublin City Council	8-Apr-07	1	0	0	0	0	1	1M	08:23	Bungalow	Urban	Gas Appliance	Kitchen	Yes	No
Dublin City Council	17-Apr-07	1	0	0	0	1	0	1M	07:57	Apartment	Urban	Cigarette	Bedroom	No	N/A
Dublin City Council	26-Jul-07	1	0	1	0	0	0	1F	23:56	House	Urban	Under investigation by Gardaí	Kitchen/Living room	not known	N/A
Dublin City Council	6-Oct-07	1	0	0	0	0	1	1M	06:33	House	Urban	Under investigation by Gardaí	Bedroom	No	N/A
Dublin City Council	21-Dec-07	1	0	0	0	1	0	1M	19:55	House	Urban	Under investigation by Gardaí	Livingroom	No	N/A
Kildare County Council	1-Jan-07	2	0	1	1	0	0	1M/1F	03:15	House	Urban	Chip Pan	Kitchen	No	N/A
Kildare County Council	2-Jan-07	1	0	0	0	1	0	1M	10:06	House	Rural	Unknown	Kitchen	No	N/A
Kilkenny County Council	7-Mar-07	1	0	0	0	0	1	1M	13:04	House	Village	Unknown	Livingroom	Yes	Yes
Kilkenny County Council	26-Sep-07	1	0	0	0	0	1	1M	04:18	House	Urban	Under investigation by Gardaí	Livingroom	not known	N/A
Laois County Council	16-Nov-07	1	0	0	0	0	1	1M	02:05	House	Rural	Fell into open fire	Livingroom	not known	N/A
Limerick County Council	10-Feb-07	1	0	0	0	0	1	1F	19:07	House	Rural	Open Fire	Bedroom	No	N/A
Monaghan County Council	7-Oct-07	1	0	0	0	1	0	1M	09:01	Caravan	Urban	Unknown	Kitchen	not known	N/A
Monaghan County Council	17-Nov-07	1	0	0	0	1	0	1F	12:49	House	Urban	Cigarette	Bedroom	No	N/A
Mayo County Council	15-Jan-07	1	0	1	0	0	0	1F	04:34	Apartment	Urban	Under investigation by Gardaí	Bedroom	Yes	Yes
Mayo County Council	17-Nov-07	1	0	0	1	0	0	1M	08:30	House	Urban	Under investigation by Gardaí	Bedroom	No	N/A
Mayo County Council	3-Dec-07	1	0	0	0	1	0	1M	11:06	House	Urban	Electric blanket probably	Bedroom	No	N/A
South Tipperary County Council	27-Apr-07	1	0	0	0	1	0	1F	05:41	House	Urban	Under investigation by Gardaí	Under investigation by Gardaí	No	N/A
Roscommon County Council	28-Jan-07	1	0	0	0	1	0	1M	04:00	House	Village	unknown	Kitchen	Yes	Yes
Waterford City Council	13-Mar-07	1	0	0	0	0	1	1F	10:50	House	Urban	Under investigation by Gardaí	Livingroom	Yes	No
Waterford County Council	3-Feb-07	1	0	0	0	0	1	1M	08:30	House	Village	Electrical Wiring	Livingroom	Yes	not known
Waterford County Council	25-Feb-07	1	0	0	0	0	1	1M	04:00	House	Rural	cigarettes	Livingroom	No	N/A
Wexford County Council	17-Feb-07	2	1	0	1	0	0	2F	01:58	House	Village	Unknown	Bedroom	Yes	No
Wicklow County Council	26-Sep-07	2	0	0	1	1	0	2M	10:30	Industrial Premises	Urban	Under investigation by Gardaí	Under investigation by Gardaí	not known	N/A
<b>Totals</b>		41	1	4	9	11	16	14F/27M							

### Fatalities 2006

There were 42 fatalities from fires attended by Fire Brigades in 2006. The details are set out below.

Fire Authority	Date of Fire	Number of Fatalities	Under 14	Between 15-24	Between 25-44	Between 45-64	65 and over	Sex M/F	Time of Fire	Type of Premises or Place	Location of Premises or Place	Suspected Cause of fire	Seat of origin of fire	Smoke Alarm Present	Smoke Alarm Working
Clare County Council	9-Apr-06	1	0	0	1	0	0	1M	19:10	House	Rural	Unknown	Kitchen	Unknown	N/A
Cork City Council	22-Nov-06	1	0	0	0	1	0	1F	21:31	House	Urban	Cigarette	Living Room	No	N/A
Cork City Council	24-Nov-06	1	0	0	0	0	1	1F	02:53	Bedsitter	Urban	Cigarette	Bedroom	Yes	Yes
Cork County Council	29-Jan-06	1	0	0	1	0	0	1M	07:25	House	Rural	Unknown	Bedroom	Yes	No
Cork County Council	23-Nov-06	1	0	0	1	0	0	1M	17:41	House	Rural	Petrol on Fire	Kitchen	No	N/A
Donegal County Council	11-Apr-06	1	0	0	0	0	1	1F	09:25	House	Rural	Cigarette	Bedroom	No	N/A
Donegal County Council	15-May-06	1	0	0	0	0	1	1M	05:51	House	Rural	Unknown	Bedsit	No	N/A
Donegal County Council	17-Jul-06	1	0	0	0	1	0	1M	01:15	House	Village	Under investigation by Gardai	Living Room	Yes	Yes
Dublin City Council	23-Jan-06	1	0	0	0	1	0	1M	11:19	House	Urban	Cigarette	Bedroom	No	N/A
Dublin City Council	23-Feb-06	1	0	0	0	1	0	1M	08:29	House	Urban	Unknown	Bedroom	Yes	Yes
Dublin City Council	3-Mar-06	1	0	0	0	1	0	1M	14:00	House	Urban	Electric Cooker	Kitchen	Yes	No
Dublin City Council	18-Jun-06	1	0	0	0	0	1	1F	10:13	House	Urban	Candle	Living Room	No	N/A
Dublin City Council	10-Oct-06	1	0	0	1	0	0	1F	04:24	Car Fire	Urban	Under investigation by Gardai	Car Fire	N/A	N/A
Dublin City Council	15-Nov-06	1	0	0	0	1	0	1M	18:45	House	Urban	Chimney	Living Room	Unknown	N/A
Dublin City Council	16-Nov-06	1	0	0	1	0	0	1M	05:00	House	Urban	Under investigation by Gardai	Bedroom	No	N/A
Dublin City Council	16-Dec-06	1	0	0	0	1	0	1M	10:12	House	Urban	electrical equipment	Bedsit	Yes	No
Dublin City Council	25-Dec-06	1	0	0	1	0	0	1M	06:30	House	Urban	Unknown	Bedroom	No	N/A
Dundalk Town Council	4-Dec-06	1	0	0	1	0	0	1M	04:27	Apartment	Urban	Electrical Wiring	Bedroom	No	N/A
Galway County Council	27-Mar-06	1	0	0	1	0	0	1M	01:16	Car Fire	Urban	Under investigation by Gardai	Car Fire internally	N/A	N/A
Galway County Council	24-Apr-06	2	0	0	0	1	1	1M/1F	02:33	House	Urban	Accidental possible cigarette	Bedroom	No	N/A
Galway County Council	30-Jul-06	1	1	0	0	0	0	1M	03:00	House	Urban	Under investigation by Gardai	Bedroom	No	N/A
Galway County Council	4-Jun-06	1	0	0	0	1	0	1M	04:20	House	Rural	Cigarette	Bedroom	No	N/A
Galway County Council	7-Aug-06	1	0	0	0	1	0	1M	05:42	Rented Caravan	Rural	Solid Fuel Appliance	Bedroom	No	N/A
Kilkenny County Council	14-Mar-06	1	0	0	0	0	1	1M	04:59	House	Village	Unknown	Bedroom	No	N/A
Kilkenny County Council	24-Jul-06	1	0	0	1	0	0	1M	04:24	Mobile Home/Caravan	Rural	Under investigation by Gardai	Unknown	Unknown	N/A
Laos County Council	8-Jan-06	1	0	0	0	0	1	1M	14:55	House	Rural	Cigarette	Kitchen	No	N/A
Limerick City Council	14-Jan-06	1	0	0	1	0	0	1M	02:53	House	Urban	Unknown	Sitting Room	Yes	Yes
Meath County Council	13-May-06	1	0	0	0	0	1	1M	12:05	House	Rural	Unknown	Kitchen	No	N/A
Meath County Council	24-Jul-06	1	0	0	0	0	1	1M	17:28	Garden	Rural	Burning of rubbish	Garden	N/A	N/A
Monaghan County Council	2-Jan-06	1	0	0	0	1	0	1M	15:39	House	Urban	Unknown	Living Room	Yes	Yes
Monaghan County Council	26-Aug-06	1	0	0	0	0	1	1F	05:15	House	Urban	Cigarette	Bedroom	Yes	Yes
Mayo County Council	16-Mar-06	1	0	0	0	0	1	1F	11:57	House	Rural	Electrical Appliance	Bedroom	Yes	Yes
Mayo County Council	8-Apr-06	1	0	0	0	0	1	1F	03:25	House	Rural	Unknown	Unknown	No	N/A
North Tipperary Co. Council	25-Feb-06	1	0	0	0	0	1	1F	15:00	House	Rural	Solid Fuel Appliance	Kitchen	No	N/A
North Tipperary Co. Council	24-Dec-06	1	0	0	1	0	0	1M	03:50	House	Village	Cigarette/Electrical Wiring	Bedroom	No	N/A
Sligo County Council	2-Nov-06	1	0	0	0	0	1	1M	21:00	House	Rural	Matches/Lighters	Living Room	No	N/A
Sligo County Council	17-Dec-06	1	0	0	0	1	0	1F	03:31	House	Urban	Matches/Lighters	Living Room	Yes	Yes
Waterford City Council	6-Jun-06	3	1	0	2	0	0	1M/2F	02:12	House	Urban	Unknown	Living Room	Unknown	N/A
Waterford County Council	1-Dec-06	1	0	0	1	0	0	1M	02:20	Apartment	Urban	Unknown	Living Room	Yes	Yes
<b>Totals</b>		<b>42</b>	<b>2</b>	<b>0</b>	<b>14</b>	<b>12</b>	<b>14</b>	<b>13 F / 29 M</b>							

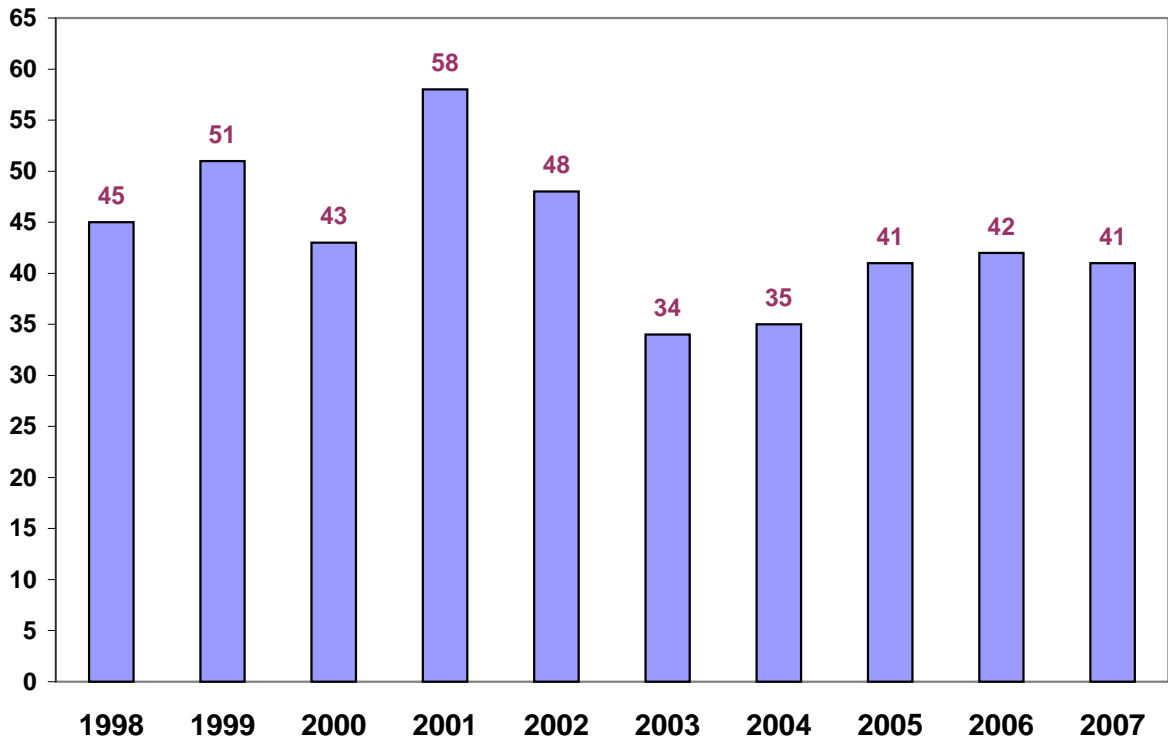
**Presence of Smoke Alarms in Fatal Fires Attended by Fire Brigades in 2007**



**Fatalities from fires attended by Fire Brigades in 2007**

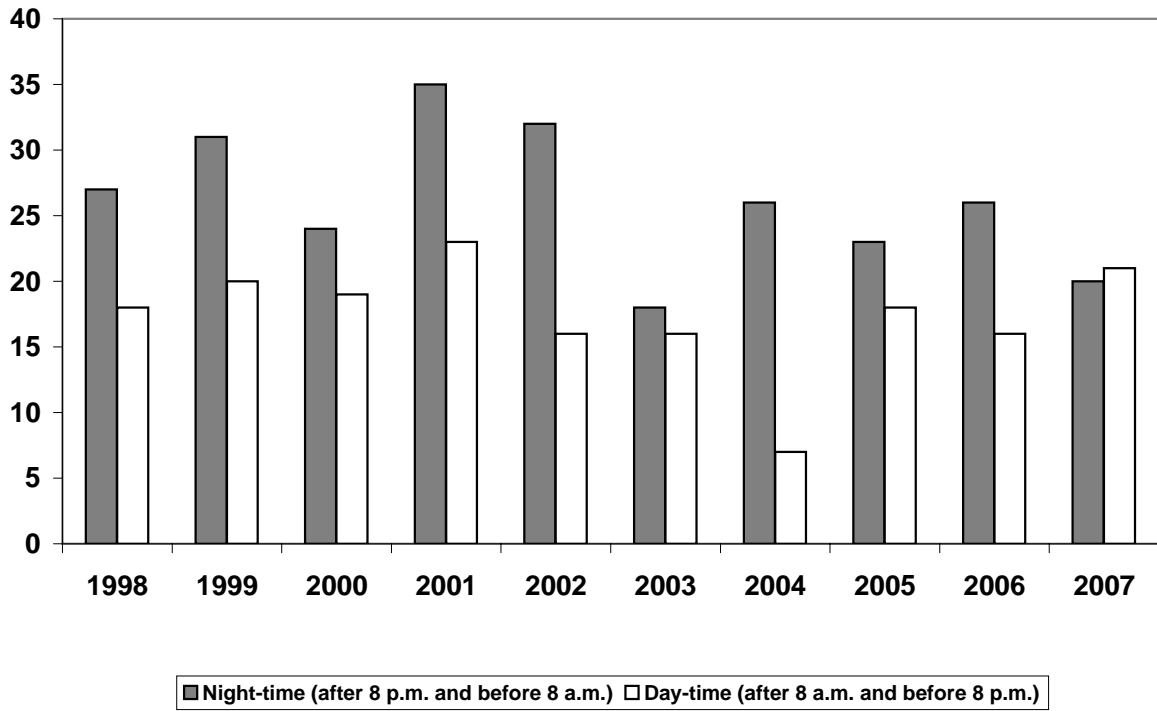
Number of Fatalities	41
Number of Domestic Premises Involved	35
Number of Other Types of Premises Involved	1
Number of Outdoor Situations/Buildings Involved	0
Number of Indoor Premises: With Smoke Alarm in working condition	5
Number of Indoor Premises: Without Smoke Alarm	16
Number of Indoor Premises: With Smoke Alarm not in working condition	8
Number of Indoor Premises: With Smoke Alarm: working condition unknown	1
Number of Indoor Premises: Presence of Smoke Alarm: Unknown	6

Number of Fatalities in the period 1998 to 2007

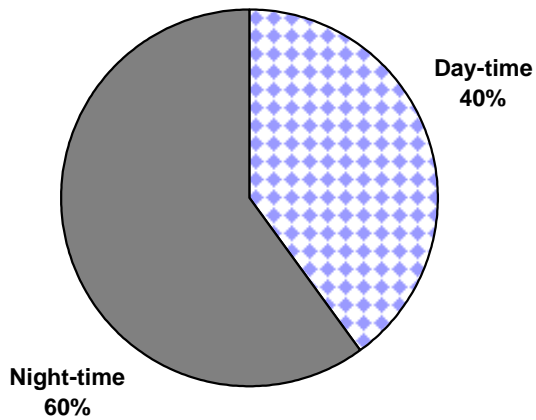


Year	Number of Fatalities
1998	45
1999	51
2000	43
2001	58
2002	48
2003	34
2004	35
2005	41
2006	42
2007	41
<b>Total</b>	<b>438</b>

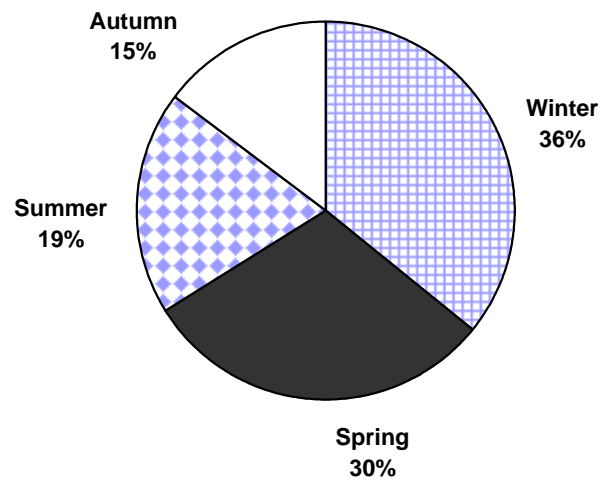
### Number of Fatalities By Time of Day (1998 - 2007)



% of Fatalities by Time of Day (1998 - 2007)

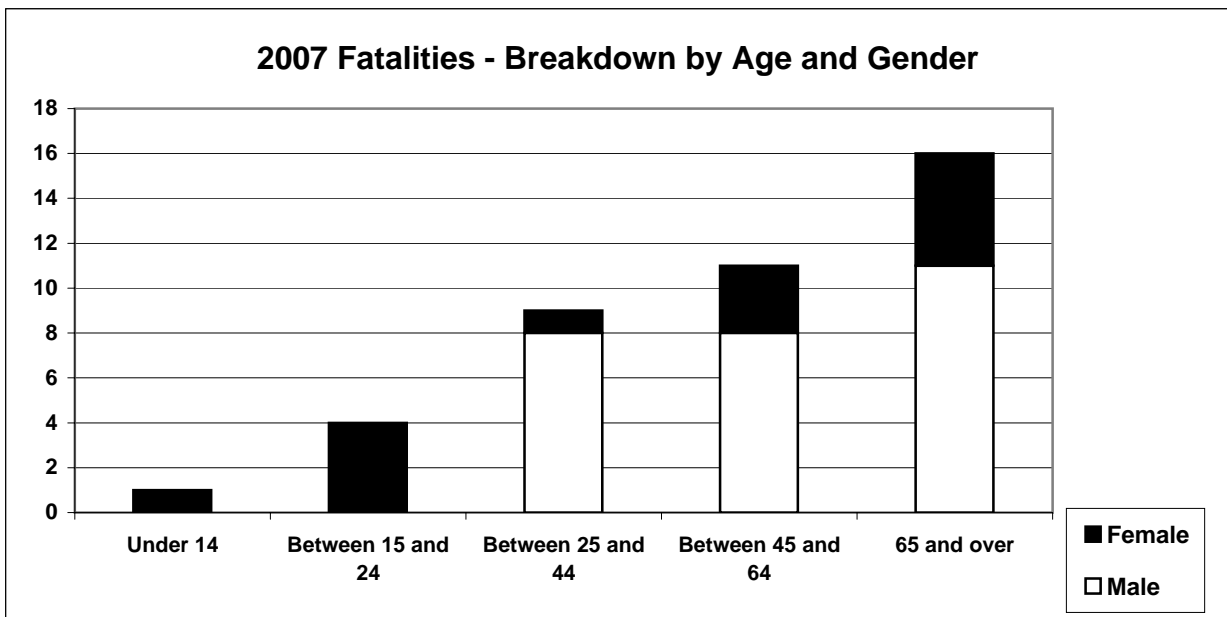
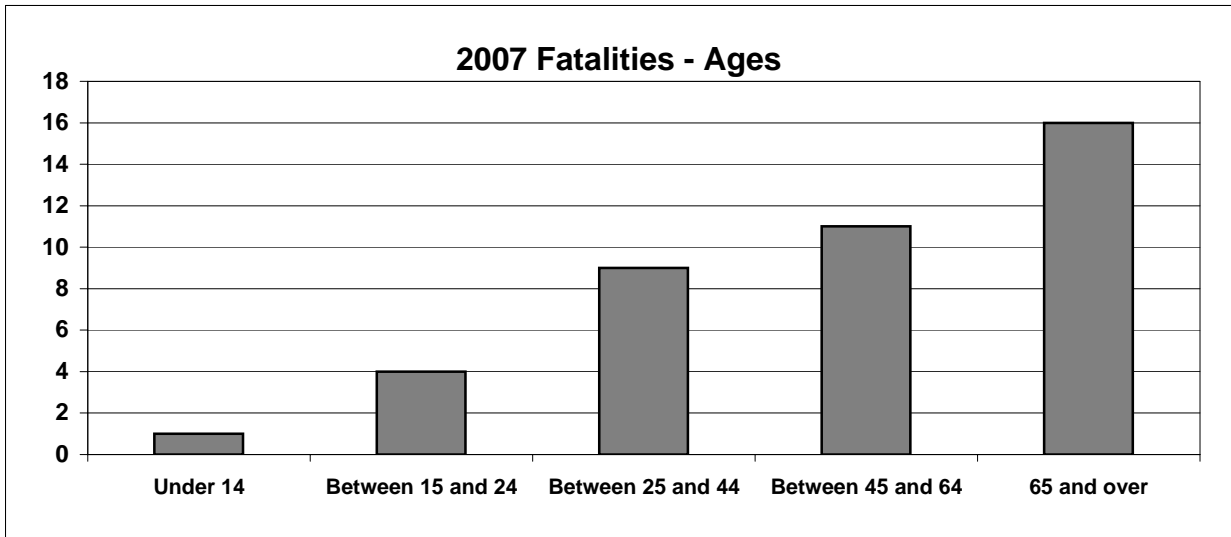
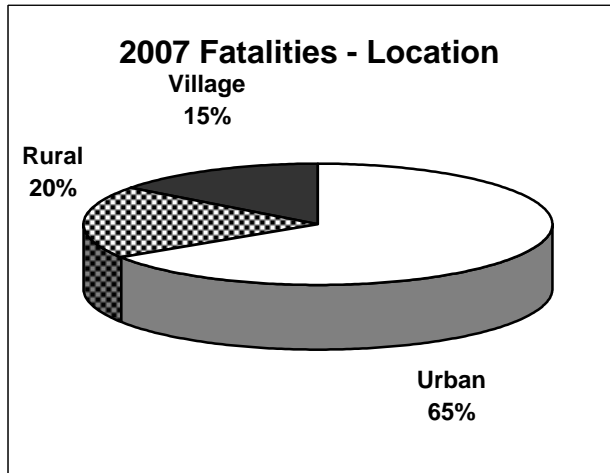
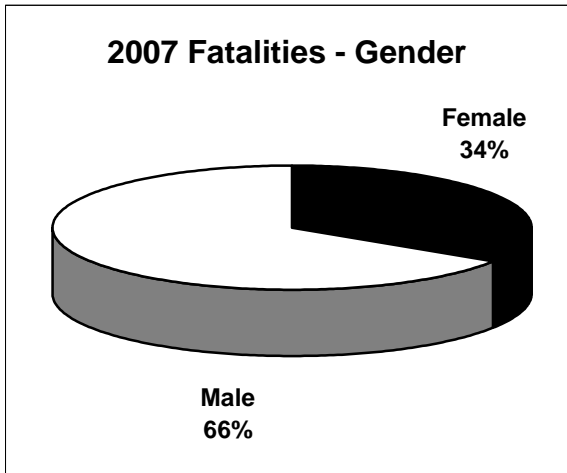


Number of Fatalities by Season (1998-2007)

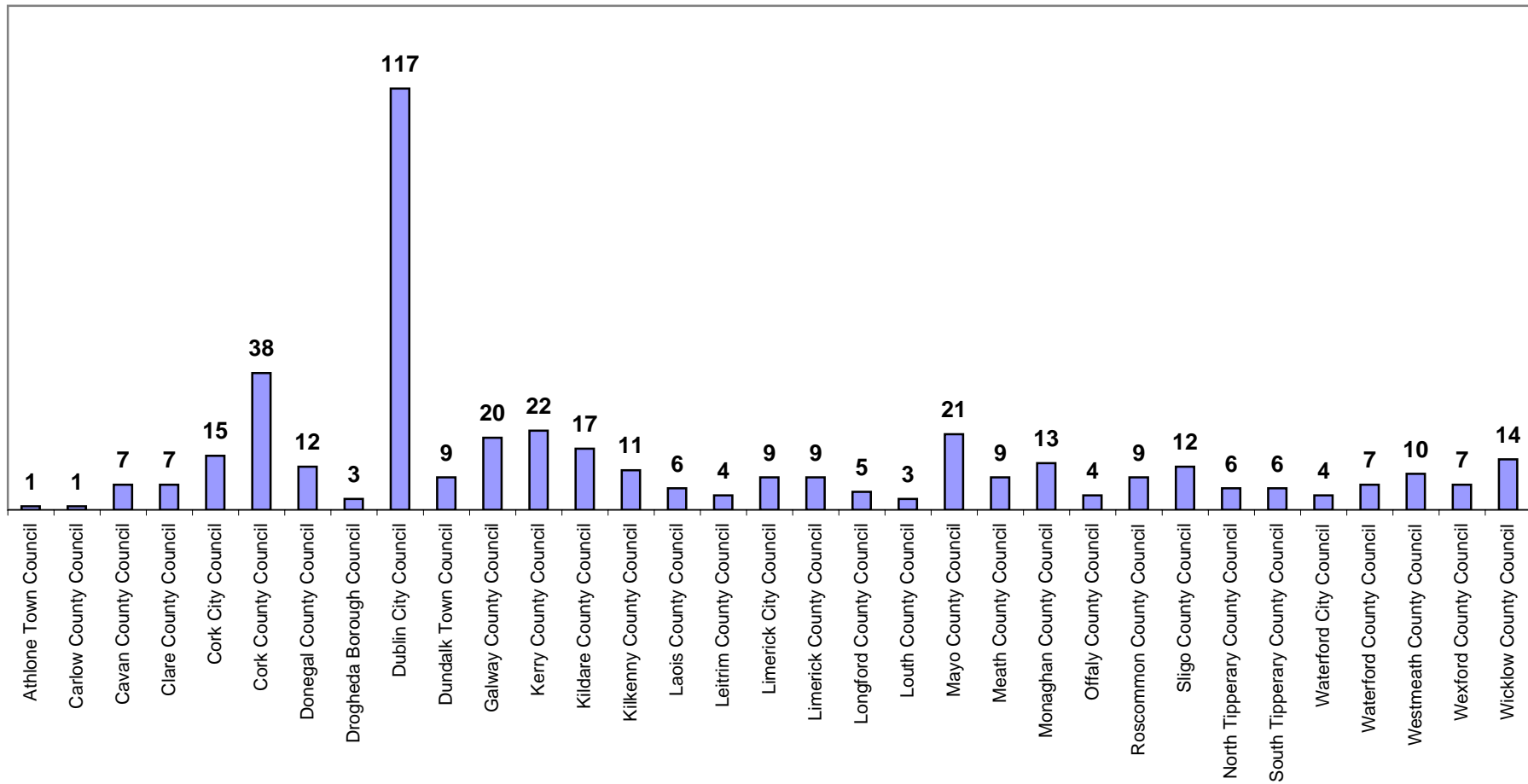


Number of Fatalities by Time of Day 1998-2007													
Time	Zone	1998	1999	2000	2001	2002	2003	2004	2005	2006	2007	Total	Percentage
After 8 pm (20:00) and before 8 am (08:00)	Night-time	27	31	24	35	32	18	26	23	26	20	262	59.82%
After 8 am (08:00) and before 8 pm (20:00)	Day-time	18	20	19	23	16	16	9	18	16	21	176	40.18%
	<b>Total*</b>	<b>45</b>	<b>51</b>	<b>43</b>	<b>58</b>	<b>48</b>	<b>34</b>	<b>35</b>	<b>41</b>	<b>42</b>	<b>41</b>	<b>438</b>	<b>100%</b>
* These figures differ from the figures already provided; this is due to inconclusive data.													

Number of Fatalities by Season 1998-2007													
Months	1998	1999	2000	2001	2002	2003	2004	2005	2006	2007	Total	Seasonal Totals	
February	6	6	2	8	5	6	6	3	2	7	51	133	Spring
March	4	3	3	1	6	6	1	4	4	6	38		
April	3	7	3	6	6	1	3	7	5	3	44		
May	1	2	4	4	3	2	1	4	2	2	25	84	Summer
June	1	4	3	5	5	1	3	3	5	0	30		
July	3	7	3	5	0	4	1	0	4	2	29		
August	1	0	1	0	3	0	3	0	2	1	11	64	Autumn
September	3	4	6	4	4	1	4	0	0	4	30		
October	2	4	5	2	1	4	2	0	1	2	23		
November	4	3	2	3	8	3	5	6	6	4	44	157	Winter
December	14	6	7	8	2	1	3	6	6	2	55		
January	3	5	4	12	5	5	3	8	5	8	58		
<b>Total</b>	<b>45</b>	<b>51</b>	<b>43</b>	<b>58</b>	<b>48</b>	<b>34</b>	<b>35</b>	<b>41</b>	<b>42</b>	<b>41</b>	<b>438</b>	<b>438</b>	



### Number of fatalities by Fire Authority in the period 1998 - 2007

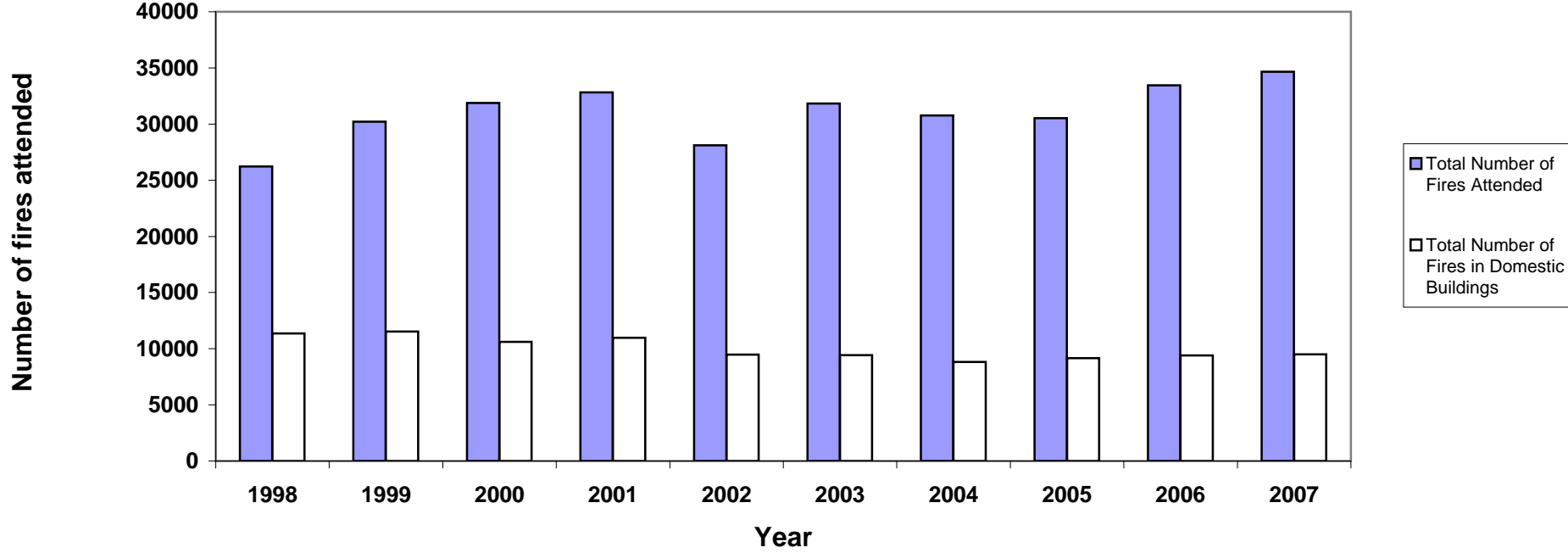


<b>Current Cost of the Fire Service 2007</b>			
	<b>Expenditure</b>	<b>Contributions from other local</b>	<b>Net Expenditure</b>
	€	€	€
<b>County Councils</b>			
Carlow	1,955,190	66,625	1,888,565
Cavan	3,079,486	-	3,079,486
Clare	5,037,205	472	5,036,733
Cork	13,662,421	-	13,662,421
Donegal	5,781,521	-	5,781,521
Dun Laoire/Rathdown	14,286,815	-	14,286,815
Fingal	17,608,741	-	17,608,741
Galway	9,743,576	3,606,908	6,136,668
Kerry	5,543,656	-	5,543,656
Kildare	4,352,614	7,729	4,344,885
Kilkenny	4,446,662	75,469	4,371,193
Laois	3,239,886	100,352	3,139,534
Leitrim	1,943,858	-	1,943,858
Limerick	6,294,366	21,814	6,272,552
Longford	2,267,500	86,508	2,180,992
Louth	1,821,802	14,060	1,807,742
Mayo	8,964,519	2,357,215	6,607,304
Meath	3,827,180	10,312	3,816,868
Monaghan	2,172,476	-	2,172,476
Offaly	3,446,287	113,019	3,333,268
Roscommon	3,463,726	2,202	3,461,524
Sligo	3,264,554	49,540	3,215,014
Sth Dublin	18,412,362	-	18,412,362
North Tipperary	3,441,289	40,444	3,400,845
South Tipperary	3,605,697	884,036	2,721,661
Waterford	3,524,519	-	3,524,519
Westmeath	2,426,527	91,267	2,335,260
Wexford	3,800,586	-	3,800,586
Wicklow	4,006,730	-	4,006,730
<b>Sub-total</b>	<b>165,421,751</b>	<b>7,527,972</b>	<b>157,893,779</b>
<b>City Councils</b>			
Cork	13,635,222	980,696	12,654,526
Dublin	109,526,711	50,009,622	59,517,089
Galway	3,701,567	-	3,701,567
Limerick	10,466,750	5,238,962	5,227,788
Waterford	3,670,146	331,872	3,338,274
<b>Sub-total</b>	<b>141,000,396</b>	<b>56,561,152</b>	<b>84,439,244</b>
<b>Borough Councils</b>			
Clonmel	470,654	-	470,654
Drogheda	2,275,731	246,910	2,028,821
<b>Sub-total</b>	<b>2,746,385</b>	<b>246,910</b>	<b>2,499,475</b>
<b>Town Councils</b>			
Athlone	974,657	459,085	515,572
Bray	447,990	715,347	-
Ck-on-Suir	96,013	-	96,013
Cashel	58,211	-	58,211
Dundalk	2,639,600	272,999	2,366,601
Enniscorthy	-	-	-
Tipperary	138,918	-	138,918
Trim	-	-	-
<b>Sub-total</b>	<b>4,355,389</b>	<b>1,447,431</b>	<b>2,907,958</b>
<b>Overall Total</b>	<b>313,523,921</b>	<b>65,783,465</b>	<b>247,740,456</b>

## Fire Service Statistics 1998 to 2007

<b>Year</b>	<b>Total Cost of Fire Service €millions</b>	<b>Total Number of Fires Attended</b>	<b>Total Number of Fires in Domestic Buildings</b>	<b>Fatalities resulting from Fire</b>
<b>1998</b>	103.62	26,230	11,361	45
<b>1999</b>	119.36	30,210	11,540	51
<b>2000</b>	135.48	31,869	10,194	43
<b>2001</b>	153.79	32,820	10,982	58
<b>2002</b>	167.73	28,099	9,467	48
<b>2003</b>	176.88	31,837	9,438	34
<b>2004</b>	198.53	30,778	8,816	35
<b>2005</b>	209.61	30,537	9,165	41
<b>2006</b>	227.85	33,460	9,394	42
<b>2007</b>	247.74	34,669	9,495	41

**Total Number of Fires compared to Total Number of Domestic Fires attended by Fire Brigades in the period 1998-2007**



## Particulars of Fire Brigade activities in 2007

Fire Authority	Number of Fires Attended : Own Area	Number of Fires Attended : Other Areas	Road Traffic Accidents	Water Pumping / Flooding	Rescue / Removal from Water	Other non-fire rescues	Hazardous Substances (No Fire)	Miscell-aneous	Ambulance Calls	False Alarms : Malicious	False Alarms : Good Intent	Total no. incidents attended by Fire Authority
Athlone Town Council	206	84	73	1	0	12	0	8	0	20	88	492
Carlow County Council	329	29	87	2	3	17	11	17	0	17	84	596
Cavan County Council	194	16	90	6	1	5	0	273	0	9	62	656
Clare County Council	740	15	271	11	7	17	21	75	0	65	117	1,339
Cork City Council	1,714	11	435	10	4	75	63	172	0	44	269	2,797
Cork County Council	1,578	339	146	18	64	46	39	462	0	261	891	3,844
Donegal County Council	823	12	154	21	3	18	8	20	0	14	39	1,112
Drogheda Borough Council	269	216	133	17	0	45	1	61	0	30	78	850
Dublin City Council	13,499	0	826	297	84	756	26	3,439	77,864	452	595	97,838
Dundalk Town Council	447	127	70	1	0	1	0	72	0	24	47	789
Galway County Council	1,304	19	129	24	24	29	10	35	0	32	377	1,983
Kerry County Council	1,039	0	170	27	2	24	0	0	0	50	26	1,338
Kildare County Council	1,132	4	193	29	12	32	0	43	0	28	174	1,647
Kilkenny County Council	364	33	172	81	3	6	142	172	0	53	112	1,138
Laois County Council	490	14	238	22	1	16	21	62	0	10	108	982
Leitrim County Council	135	41	56	10	1	3	20	32	0	1	20	319
Limerick City Council	911	314	233	24	17	32	0	99	0	155	245	2,030
Limerick County Council	297	44	223	12	1	8	41	6	0	17	63	712
Longford County Council	349	57	154	6	1	11	1	21	0	5	27	632
Louth County Council	126	23	66	7	2	0	0	53	0	3	28	308
Mayo County Council	673	24	168	23	10	22	42	22	0	68	118	1,170
Meath County Council	630	0	195	33	0	0	0	99	0	29	266	1,252
Monaghan County Council	249	0	43	9	0	6	7	12	0	17	40	383
Offaly County Council	559	54	138	13	4	14	1	33	0	2	26	844
Roscommon County Council	450	31	48	15	0	5	0	55	0	25	81	710
Sligo County Council	560	1	148	31	2	14	38	40	0	19	98	951
North Tipperary County Council	470	4	175	5	1	7	4	70	0	29	60	825
South Tipperary County Council	422	8	95	3	4	3	3	73	0	56	145	812
Waterford City Council	571	53	77	5	16	17	17	105	0	53	132	1,046
Waterford County Council	491	13	101	12	4	6	1	192	0	25	133	978
Westmeath County Council	357	0	181	2	3	24	0	2	0	13	104	686
Wexford County Council	927	5	145	1	2	25	5	139	0	22	128	1,399
Wicklow County Council	782	3	74	6	2	22	0	15	0	16	52	972
<b>Totals</b>	<b>33,087</b>	<b>1,594</b>	<b>5,507</b>	<b>784</b>	<b>278</b>	<b>1,318</b>	<b>522</b>	<b>5,979</b>	<b>77,864</b>	<b>1,664</b>	<b>4,833</b>	<b>133,430</b>
	<b>34,681</b>		<b>5,507</b>	<b>784</b>		<b>8,097</b>			<b>77,864</b>		<b>6,497</b>	<b>55,566</b>

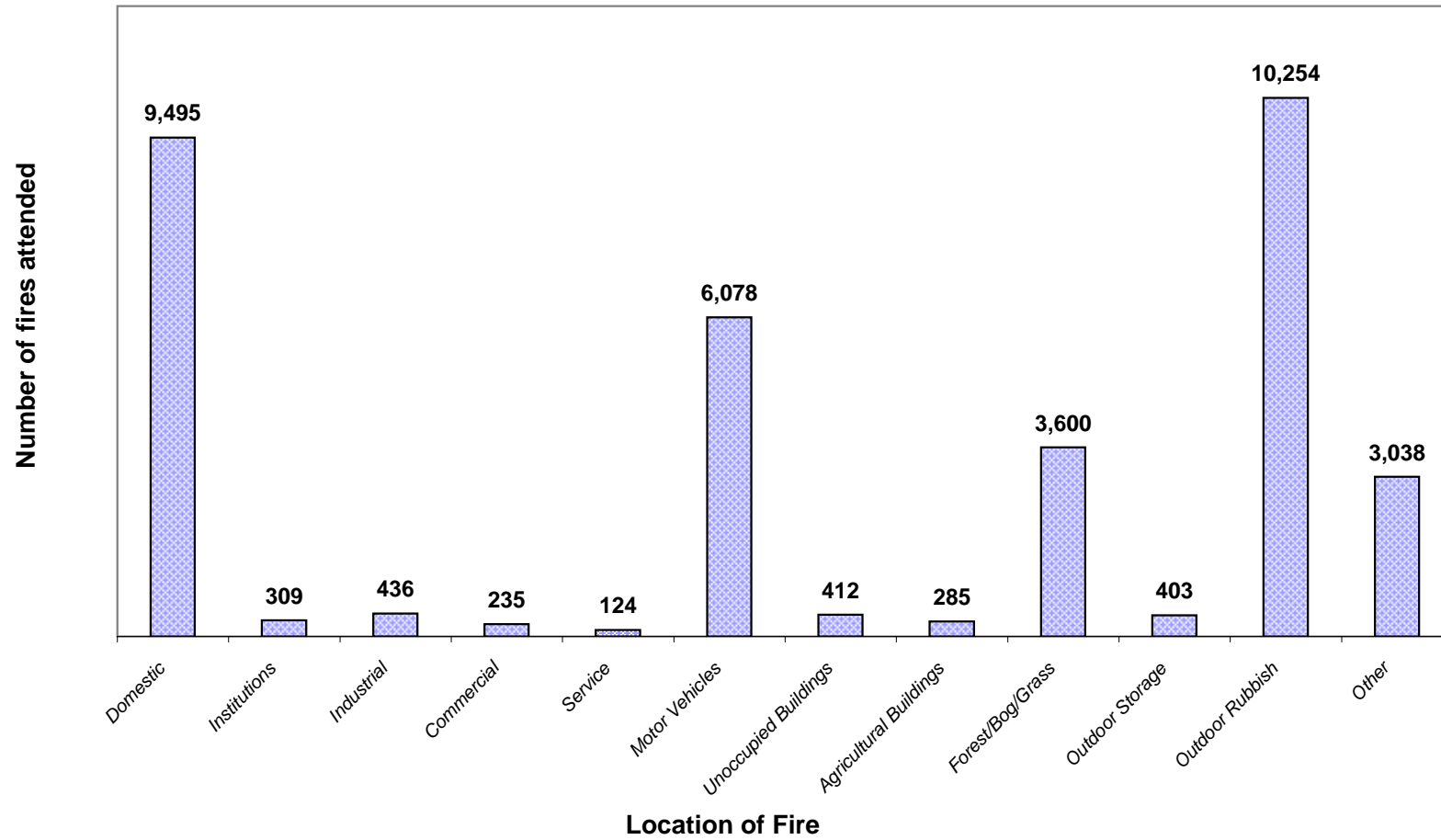
### Location of fires attended by Fire Brigade in 2007

Fire Authority	Domestic : Chimney Fires	Domestic : Other Fires	Apartments, flats and bedsitters	Caravans / Mobile Homes	Hospitals	Schools	Other Institutions	Factories	Chemical Plants	Storage Buildings / Warehouses	Shops / Supermarkets	Offices	Hotels, Guesthouse, Boarding Houses etc.
Athlone Town Council	99	30	6	2	0	1	0	2	0	0	2	1	1
Carlow County Council	72	41	9	0	1	2	0	3	0	0	0	0	0
Cavan County Council	45	49	7	0	0	0	6	6	0	5	2	0	0
Clare County Council	218	73	7	13	1	0	1	14	0	10	7	0	3
Cork City Council	408	214	4	1	0	0	0	0	0	0	0	0	0
Cork County Council	94	135	74	10	12	7	18	4	1	15	14	5	7
Donegal County Council	185	99	18	17	2	8	6	7	0	4	14	8	2
Drogheda Borough Council	29	53	6	13	4	1	0	5	0	1	4	4	1
Dublin City Council	393	1,463	0	106	0	0	100	133	0	0	0	0	0
Dundalk Town Council	26	48	1	4	0	0	4	1	1	3	3	1	0
Galway County Council	312	118	34	0	3	5	4	10	0	10	9	2	2
Kerry County Council	183	87	12	2	19	7	10	0	0	4	19	0	17
Kildare County Council	248	158	17	6	1	6	1	22	0	8	3	2	6
Kilkenny County Council	99	62	1	5	0	3	2	7	1	8	5	2	0
Laois County Council	204	135	8	0	0	1	1	2	0	0	4	0	1
Leitrim County Council	65	12	5	2	0	0	0	2	0	4	0	2	1
Limerick City Council	63	82	23	12	0	4	2	6	0	9	6	1	0
Limerick County Council	92	74	2	2	1	1	0	4	0	3	3	0	0
Longford County Council	156	49	2	3	0	2	0	11	0	6	0	0	3
Louth County Council	8	23	4	1	1	0	0	1	0	2	1	0	2
Mayo County Council	249	74	7	7	1	2	1	2	0	3	1	2	1
Meath County Council	112	63	7	9	0	0	0	5	0	2	2	0	2
Monaghan County Council	66	45	0	6	0	2	2	1	1	2	0	0	0
Offaly County Council	256	37	4	6	0	12	13	15	0	2	7	1	1
Roscommon County Council	160	12	7	6	0	0	0	2	0	0	0	0	0
Sligo County Council	173	30	4	2	0	0	0	0	0	1	0	0	1
North Tipperary County Council	180	97	2	6	0	6	1	6	0	7	2	1	1
South Tipperary County Council	87	41	2	3	0	0	0	3	0	8	2	0	1
Waterford City Council	32	76	15	8	0	0	1	2	0	6	6	4	3
Waterford County Council	107	135	0	7	0	0	3	1	1	3	2	0	2
Westmeath County Council	153	36	1	1	0	0	0	4	0	2	0	0	0
Wexford County Council	321	117	3	15	1	3	6	1	0	8	4	2	5
Wicklow County Council	119	132	3	11	0	3	4	8	0	5	5	4	3
<b>Total this page</b>	<b>5,014</b>	<b>3,900</b>	<b>295</b>	<b>286</b>	<b>47</b>	<b>76</b>	<b>186</b>	<b>290</b>	<b>5</b>	<b>141</b>	<b>127</b>	<b>42</b>	<b>66</b>
<b>Totals used in graph</b>	<b>9,495</b>				<b>309</b>			<b>436</b>			<b>235</b>		

### Location of fires attended by Fire Brigade in 2007

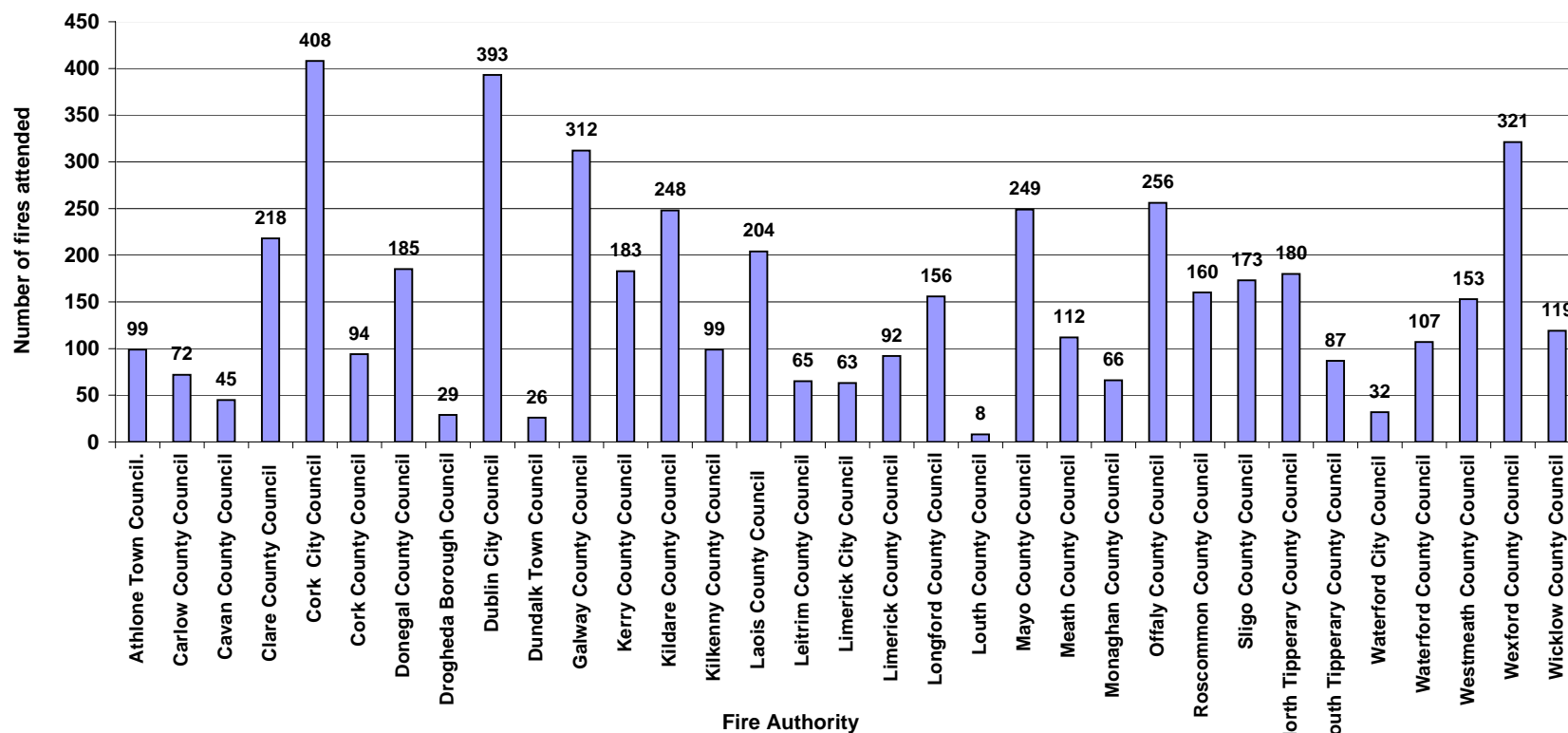
Fire Authority	Dance Halls, Discos, Cinemas, Theatres etc.	Public Houses	Restaurants	Motor Vehicles	Unoccupied Buildings	Agricultural Buildings	Forest / Bog / Grass	Outdoor Storage	Outdoor Rubbish	Petrol Stations / Garages	Hazardous Substances in transit where fire involved	Ships / Aircraft	Miscellaneous	Overall Total
Athlone Town Council	0	2	0	28	10	2	25	24	55	0	0	0	0	290
Carlow County Council	0	0	1	93	17	3	46	0	61	0	0	0	9	358
Cavan County Council	0	1	1	36	0	3	19	4	22	3	0	0	1	210
Clare County Council	2	2	2	97	4	13	116	12	114	1	0	17	28	755
Cork City Council	0	1	1	125	0	41	388	0	201	0	0	3	338	1,725
Cork County Council	1	3	0	372	29	4	182	20	757	2	0	0	151	1,917
Donegal County Council	3	2	3	136	7	13	181	7	20	1	0	3	89	835
Drogheda Borough Council	0	1	1	125	0	3	61	14	145	0	0	0	14	485
Dublin City Council	0	0	0	2,728	0	15	582	0	6,647	9	0	47	1,276	13,499
Dundalk Town Council	1	2	2	158	40	2	48	35	191	0	0	0	3	574
Galway County Council	2	10	5	223	20	7	290	29	166	2	0	0	48	1,311
Kerry County Council	2	0	3	77	0	0	341	24	103	4	0	6	119	1,039
Kildare County Council	2	0	3	203	22	9	96	36	260	0	0	2	25	1,136
Kilkenny County Council	0	4	1	35	6	11	52	3	73	4	0	0	13	397
Laois County Council	0	1	0	52	0	10	25	0	30	1	0	0	29	504
Leitrim County Council	1	0	0	17	5	7	42	0	6	0	0	1	4	176
Limerick City Council	1	3	0	389	161	3	30	27	380	3	0	0	20	1,225
Limerick County Council	0	1	0	60	4	5	41	9	29	0	0	1	9	341
Longford County Council	0	0	1	36	10	5	39	9	38	0	0	1	35	406
Louth County Council	2	3	0	53	3	2	27	7	5	0	0	0	4	149
Mayo County Council	0	1	2	62	9	8	183	11	47	0	1	0	23	697
Meath County Council	0	0	2	158	20	20	63	22	36	0	0	0	107	630
Monaghan County Council	0	1	2	40	1	4	20	13	39	1	0	0	3	249
Offaly County Council	2	3	3	87	11	11	41	9	36	3	0	1	52	613
Roscommon County Council	0	0	0	13	6	14	70	1	10	0	0	0	180	481
Sligo County Council	0	0	0	112	1	18	68	0	59	0	0	1	91	561
North Tipperary County Council	1	0	3	55	4	9	41	3	31	1	0	1	16	474
South Tipperary County Council	0	0	0	79	3	10	41	6	72	3	0	0	69	430
Waterford City Council	1	4	0	139	0	3	59	23	180	0	0	0	62	624
Waterford County Council	1	0	2	4	1	7	74	2	143	1	0	0	8	504
Westmeath County Council	0	2	0	56	5	2	28	11	56	0	0	0	0	357
Wexford County Council	3	3	4	88	12	14	124	19	140	3	0	0	36	932
Wicklow County Council	0	3	4	142	1	7	157	23	102	1	0	2	46	785
<b>Total this page</b>	<b>25</b>	<b>53</b>	<b>46</b>	<b>6,078</b>	<b>412</b>	<b>285</b>	<b>3,600</b>	<b>403</b>	<b>10,254</b>	<b>43</b>	<b>1</b>	<b>86</b>	<b>2,908</b>	<b>34,669</b>
<b>Totals used in graph</b>		<b>124</b>		<b>6,078</b>	<b>412</b>	<b>285</b>	<b>3,600</b>	<b>403</b>	<b>10,254</b>		<b>3,038</b>			<b>34,669</b>

**Location of Fires attended by Fire Brigades in 2007**



**A total of 34,669 fires were attended by Fire Brigades in 2007**

### Domestic Chimney Fires Attended by Fire Brigades in 2007



A total of 5,014 chimney fires (domestic) were attended by Fire Brigades in 2007

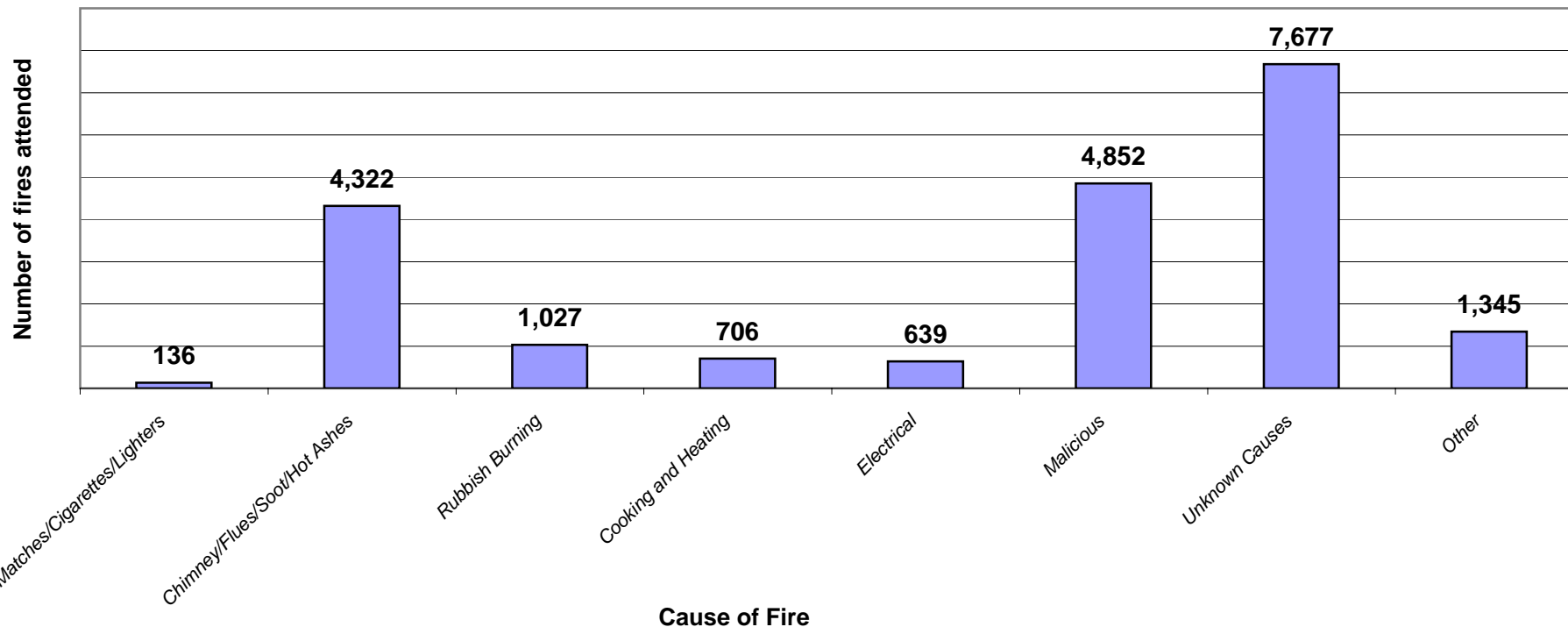
### Causes of fires attended by Fire Brigades in 2007

	Chimney / Flues / Soot / Hot Ashes	Matches / Cigarette Lighters	Rubbish Burning	Cooking and Heating	Electrical and other Equipment	Electrical Wiring Installations	Malicious	Unknown Causes	Smoking Materials	Using Fuels to Kindle Fires	Explosions	Other Suspected Causes	Total
Athlone Town Council	99	0	55	2	2	0	0	132	0	0	0	0	290
Carlow County Council	72	0	49	21	9	3	119	125	0	0	0	0	398
Cavan County Council	45	2	12	7	1	4	12	105	0	0	0	22	210
Clare County Council	217	18	90	33	12	13	51	244	2	2	0	73	755
Cork City Council	408	0	20	14	5	0	1	1,152	0	0	0	125	1,725
Cork County Council	101	16	94	79	54	22	1,248	178	18	0	2	105	1,917
Donegal County Council	188	5	34	65	29	6	83	357	5	1	0	62	835
Drogheda Borough Council	29	0	19	14	8	14	279	113	3	0	0	6	485
Dublin City Council *	0	0	0	0	0	0	0	0	0	0	0	0	13,499
Dundalk Town Council	26	4	8	16	13	12	458	1	5	3	1	27	574
Galway County Council	324	17	44	61	41	11	174	473	10	1	2	165	1,323
Kerry County Council	183	0	103	0	0	0	0	753	0	0	0	0	1,039
Kildare County Council	240	0	20	15	42	17	254	489	10	0	2	47	1,136
Kilkenny County Council	99	0	2	10	5	0	5	276	0	0	0	0	397
Laois County Council	204	0	3	21	15	0	52	180	15	0	0	14	504
Leitrim County Council	31	0	1	21	1	1	8	95	0	0	0	18	176
Limerick City Council	69	4	66	19	20	12	808	114	19	0	0	94	1,225
Limerick County Council	37	1	27	25	9	0	16	217	3	6	0	0	341
Longford County Council	156	0	38	16	6	0	4	42	2	0	1	141	406
Louth County Council	8	0	2	4	19	3	70	43	0	0	0	0	149
Mayo County Council	249	2	14	23	6	33	52	287	4	0	2	25	697
Meath County Council*	112	0	0	0	0	0	0	0	0	0	0	0	112
Monaghan County Council	64	0	10	30	8	16	82	27	11	1	0	0	249
Offaly County Council	256	2	15	43	49	7	43	93	81	1	1	22	613
Roscommon County Council	160	0	11	10	9	0	5	286	0	0	0	0	481
Sligo County Council	93	0	5	11	3	0	81	360	0	0	0	8	561
North Tipperary County Council	201	0	30	22	15	3	29	157	17	0	0	0	474
South Tipperary County Council	88	1	7	18	24	0	179	111	1	0	1	0	430
Waterford City Council	26	1	29	20	22	1	328	155	1	0	0	41	624
Waterford County Council	107	24	0	5	2	2	164	163	0	0	1	36	504
Westmeath County Council	153	0	56	1	0	2	0	145	0	0	0	0	357
Wexford County Council	208	39	61	54	7	5	97	388	6	0	0	67	932
Wicklow County Council	69	0	102	26	8	8	150	416	3	0	1	2	785
	<b>4,322</b>	<b>136</b>	<b>1,027</b>	<b>706</b>	<b>444</b>	<b>195</b>	<b>4,852</b>	<b>7,677</b>	<b>216</b>	<b>15</b>	<b>14</b>	<b>1,100</b>	<b>34,203</b>
<b>Totals used in graph</b>	<b>4,322</b>	<b>136</b>	<b>1,027</b>	<b>706</b>	<b>639</b>		<b>4,852</b>	<b>7,677</b>	<b>1,345</b>				<b>20,704</b>

\* Breakdown on causes for Dublin and Meath are not available

### Causes of Fires Attended by Fire Brigades in 2007

(excludes 13,499 fires attended by Dublin Fire Services)

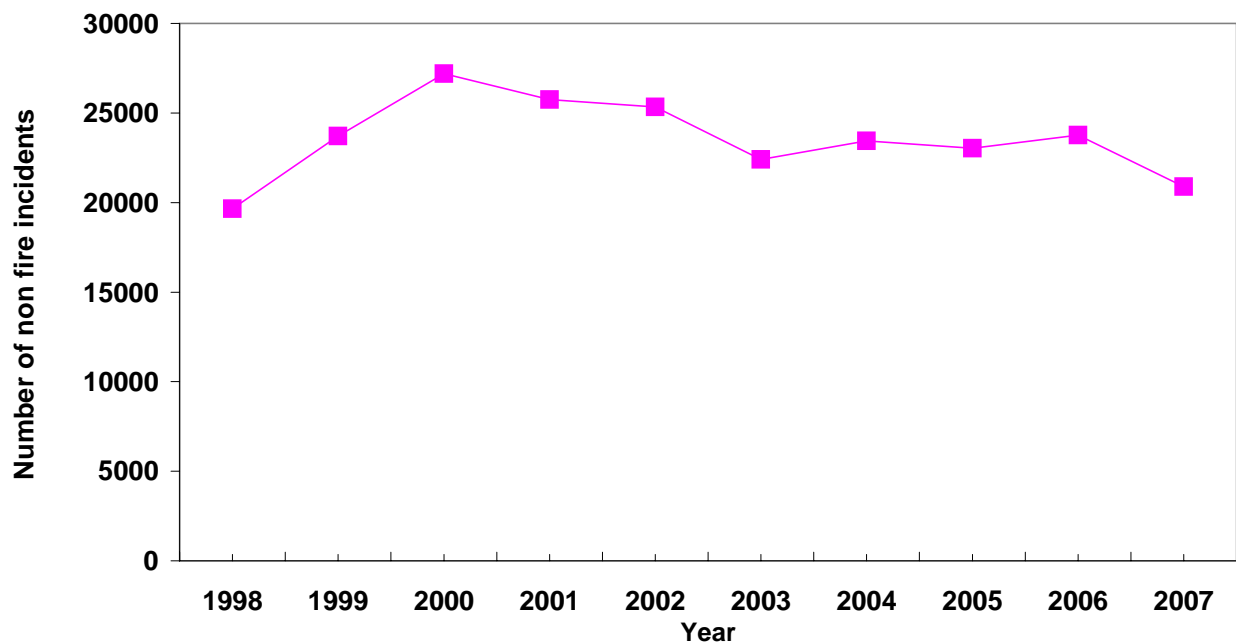


**A total of 34,203 fires were attended by Fire Brigades in 2007**

## Particulars of Stations and Turnouts in 2007

Fire Authority	Number of Fire Stations	Number of Fire Posts	No. of turnouts to Fires	No. of turnouts to Special Service Incidents	No. of turnouts to False Alarms	No. of turnouts to Ambulance Calls	Total No. turnouts
Athlone Town Council	1	0	290	94	108	0	492
Carlow County Council	4	0	358	132	101	0	591
Cavan County Council	12	0	262	393	78	0	733
Clare County Council	7	0	755	402	182	0	1,339
Cork County Council	21	0	1,725	759	313	0	2,797
Cork City Council	2	0	1,917	775	1,152	0	3,844
Donegal County Council	16	0	947	247	57	0	1,251
Drogheda Borough Council	1	1	485	257	108	0	850
Dublin City Council	12	3	19,991	0	0	77,833	97,824
Dundalk Town Council	1	0	574	144	71	0	789
Galway County Council	10	0	1,620	265	408	0	2,293
Kerry County Council	10	0	1,039	223	76	0	1,338
Kildare County Council	6	0	1,136	309	202	0	1,647
Kilkenny County Council	7	0	498	701	178	0	1,377
Laois County Council	8	0	536	374	128	0	1,038
Leitrim County Council	5	0	186	129	22	337	674
Limerick City Council	1	0	1,225	405	400	0	2,030
Limerick County Council	6	0	369	327	85	0	781
Longford County Council	5	0	386	184	62	0	632
Louth County Council	3	0	149	128	31	0	308
Mayo County Council	12	7	870	345	197	0	1,412
Meath County Council	7	0	630	327	295	0	1,252
Monaghan County Council	5	0	292	81	60	0	433
Offaly County Council	8	0	673	237	29	0	939
Roscommon County Council	6	0	356	61	62	0	479
Sligo County Council	4	0	561	273	117	0	951
North Tipperary County Council	7	0	474	262	89	0	825
South Tipperary County Council	5	0	465	187	201	0	853
Waterford City Council	1	0	624	237	185	0	1,046
Waterford County Council	9	0	601	391	177	0	1,169
Westmeath County Council	3	0	357	212	117	0	686
Wexford County Council	5	0	979	342	154	0	1,475
Wicklow County Council	10	0	828	168	75	0	1,071
<b>Totals</b>	<b>220</b>	<b>11</b>	<b>42,158</b>	<b>9,371</b>	<b>5,520</b>	<b>78,170</b>	<b>135,219</b>

**Number of non fire incidents (excluding ambulance calls) attended by fire brigades in the period 1998 to 2007**



Year	Number of non-fire incidents
1998	19659
1999	23717
2000	27202
2001	25752
2002	25329
2003	22403
2004	23440
2005	23030
2006	23766
2007	20885
<b>Total</b>	<b>235183</b>

## **List of Fire Authorities**

Athlone Town Council  
Carlow County Council  
Cavan County Council  
Clare County Council  
Cork City Council  
Cork County Council  
Donegal County Council  
Drogheda Borough Council  
Dublin City Council  
Dun Laoghaire / Rathdown County Council  
Dundalk Town Council  
Fingal County Council  
Galway City Council  
Galway County Council  
Kerry County Council  
Kildare County Council  
Kilkenny County Council  
Laois County Council  
Leitrim County Council  
Limerick City Council  
Limerick County Council  
Longford County Council  
Louth County Council  
Mayo County Council  
Meath County Council  
Monaghan County Council  
Offaly County Council  
Roscommon County Council  
Sligo County Council  
South Dublin County Council  
North Tipperary County Council  
South Tipperary County Council  
Waterford City Council  
Waterford County Council  
Westmeath County Council  
Wexford County Council  
Wicklow County Council

## List of Fire Stations and Posts in 2007

1	Abbeyfeale
2	Abbeyleix
3	Achill Sound
4	Anglesea St.
5	Aran Mor (voluntary)
6	Ardee
7	Ardmore
8	Arklow
9	Arva
10	Ashbourne
11	Athenry
12	Athlone
13	Athy
14	Bailieboro
15	Balbriggan (p)
16	Balla (p)
17	Ballaghaderreen
18	Ballina
19	Ballinamore
20	Ballinasloe
21	Ballinacollig
22	Ballinrobe
23	Ballybay
24	Ballybunion
25	Ballycastle (p)
26	Ballyconnell
27	Ballyhaunis
28	Ballyjamesduff
29	Ballymahon
30	Ballymote
31	Ballyshannon
32	Ballyvolane
33	Baltinglass
34	Banagher
35	Bandon
36	Bantry
37	Belmullet
38	Belturbet
39	Birr
40	Blanchardstown
41	Blessington
42	Borrisokane
43	Boyle
44	Bray
45	Bunclody
46	Buncrana
47	Bundoran

48	Caherciveen
49	Cahir
50	Callan
51	Cappamore
52	Cappoquin
53	Carlingford
54	Carlow
55	Carndonagh
56	Carnew
57	Carrick-on-Shannon
58	Carrick-on-Suir
59	Carrickmacross
60	Carrigaline
61	Cashel
62	Castlebar
63	Castleblayney
64	Castlecomer
65	Castleisland
66	Castlepollard
67	Castlerea
68	Castletownbere
69	Catherine St.
70	Cavan
71	Charlestown
72	Charleville
73	Clara
74	Claremorris
75	Clifden
76	Clonakilty
77	Clones
78	Clonmel
79	Cloughjordan
80	Cobh
81	Cootehill
82	Crosshaven
83	Crossmolina
84	Daingean
85	Dingle
86	Dolphins Barn
87	Donegal
88	Donnybrook
89	Dowra
90	Drogheda
91	Drumshanbo
92	Dun Laoghaire
93	Dundalk
94	Dungarvan

95	Dungloe
96	Dunlavin
97	Dunleer
98	Dunmanway
99	Dunmore East
100	Dunshaughlin
101	Durrow
102	Edenderry
103	Edgeworthstown
104	Elphin
105	Ennis
106	Enniscorthy
107	Enniscrone
108	Ennistymon
109	Falcarragh
110	Ferbane
111	Fermoy
112	Finglas
113	Foxford (p)
114	Foynes
115	Freshford
116	Galway City
117	Glencolmcille
118	Glenties
119	Gorey
120	Gort
121	Graigenamanagh
122	Granard
123	Greystones
124	Gweedore
125	Hacketstown
126	Inis Mór
127	Kanturk
128	Keel (p)
129	Kells
130	Kenmare
131	Kilbarrack
132	Kilbeggan
133	Kilcormac
134	Kilkee
135	Kilkenny
136	Killaloe
137	Killarney
138	Killeshandra
139	Killorglin
140	Killybegs
141	Kilmactomas

142	Kilmallock
143	Kilrush
144	Kiltimagh
145	Kingscourt
146	Kinsale
147	Knock (p)
148	Lanesboro
149	Leixlip
150	Letterkenny
151	Lismore
152	Listowel
153	Longford
154	Loughrea
155	Louisburgh (p)
156	Macroom
157	Malahide (p) Closed 2007
158	Mallow
159	Manorhamilton
160	Maynooth
161	Midleton
162	Milford
163	Millstreet
164	Mitchelstown
165	Mohill
166	Monaghan
167	Monasterevin
168	Mountbellew
169	Mountmellick
170	Mountrath
171	Moville
172	Muinebheag
173	Mulgrave St
174	Mullingar
175	Naas
176	Navan
177	Nenagh
178	New Ross
179	Newbridge
180	Newcastlewest
181	Newport Mayo (p)
182	Newport N. Tipperary
183	Nobber
184	North Strand
185	Oldcastle
186	Phibsboro
187	Portarlington
188	Portlaoise

189	Portlaoise
190	Portumna
191	Rathdowney
192	Rathdrum
193	Rathfarnham
194	Rathkeale
195	Roscommon
196	Roscrea
197	Scarriff
198	Schull
199	Shannon
200	Shercock
201	Skerries (p)
202	Skibbereen
203	Sligo
204	Sneem
205	Stradbally
206	Stranorlar
207	Strokestown
208	Swinford
209	Swords (p)
210	Tallaght
211	Tallow
212	Tara St.
213	Templemore
214	Thomastown
215	Thurles
216	Tinahely
217	Tipperary
218	Tralee
219	Tramore
220	Trim
221	Tuam
222	Tubbercurry
223	Tullamore
224	Tullow
225	Ulingford
226	Virginia
227	Westport
228	Wexford
229	Wicklow
230	Youghal

<b>Fire Service Capital Grants paid in 2007</b>				
<b>Fire Authority</b>	<b>Fire Station</b>	<b>New Appliance</b>	<b>Appliances &amp; Equipment</b>	<b>Totals</b>
Athlone Town Council <sup>*1</sup>				€0
Carlow County Council	€213,382	€122,000	€175,044	€510,426
Cavan County Council	€106,780	€228,006	€12,500	€347,286
Clare County Council	€259,218	€138,379	€67,947	€465,544
Cork City Council	€106,067	€25,599	€9,817	€141,483
Cork County Council		€526,446	€12,500	€538,946
Donegal County Council	€1,304,059	€127,394	€10,818	€1,442,271
Drogheda Borough Council <sup>*2</sup>				€0
Dublin City Council	€313,613	€610,445	€305,920	€1,229,978
Dundalk Town Council <sup>*2</sup>				€0
Galway County Council	€1,250,644	€21,241	€120,357	€1,392,242
Kerry County Council	€75,076	€319,456	€10,872	€405,404
Kildare County Council			€12,500	€12,500
Kilkenny County Council	€397,733	€310,828	€333,447	€1,042,008
Laois County Council	€726,591	€111,828	€406,394	€1,244,813
Leitrim County Council	€179,411		€23,232	€202,643
Limerick City Council			€251,308	€251,308
Limerick County Council			€165,374	€165,374
Longford County Council	€229,461	€233,250	€56,368	€519,079
Louth County Council	€2,408,158	€433,917	€22,851	€2,864,926
Mayo County Council	€1,671,850	€257,670	€25,902	€1,955,422
Meath County Council		€24,020	€14,998	€39,018
Monaghan County Council	€901,889		€150,556	€1,052,445
Offaly County Council	€391,769	€217,408	€119,288	€728,465
Roscommon County Council	€1,652,719		€16,377	€1,669,096
Sligo County Council	€43,982		€15,908	€59,890
Nth. Tipperary County Council	€1,472,710	€143,537	€12,957	€1,629,204
Sth. Tipperary County Council	€277,383	€402,049	€381,374	€1,060,806
Waterford City Council			€7,500	€7,500
Waterford County Council	€151,667		€12,500	€164,167
Westmeath County Council	€12,401	€587,026	€195,587	€795,014
Wexford County Council	€1,369,922		€467,448	€1,837,370
Wicklow County Council	€16,949	€211,500	€61,581	€290,030
<b>Totals</b>	<b>€15,533,434</b>	<b>€5,051,999</b>	<b>€3,479,225</b>	<b>€24,064,658</b>
*1. Included in Grants paid to Westmeath County Council				
*2. Included in Grants paid to Louth County Council				

## Fire Prevention Statistics 2007

	Inspections under <i>Fire Services Act, 1981</i>						<i>Fire Services Act, 1981</i> Fire Safety Notices		<i>Fire Services Act, 1981</i> High Court Orders -	
	Section 13 - Planning		Section 24 - Licensing		Other Sections		Served	Appealed	Applications made	Orders Granted
	Premises Inspected	Inspections Undertaken	Premises Inspected	Inspections Undertaken	Premises Inspected	Inspections Undertaken				
Athlone Town Council	0	0	4	6	7	9	0	0	0	0
Carlow County Council	43	47	114	138	60	78	1	1	0	0
Cavan County Council	18	13	102	128	7	7	0	0	0	0
Clare County Council	8	12	130	205	62	106	17	0	0	0
Cork County Council	2	2	268	448	137	209	0	0	0	0
Cork City Council	0	0	152	275	84	151	0	0	0	0
Donegal County Council	8	12	130	205	62	106	0	0	0	0
Drogheda Borough Council	0	0	6	9	4	5	0	0	0	0
Dublin City Council	0	0	366	588	1232	1852	16	1	0	0
Dundalk Town Council	0	0	5	6	5	7	0	0	0	0
Galway County Council	125	125	202	236	3	9	0	0	0	0
Kerry County Council	14	14	225	264	105	139	0	0	0	0
Kildare County Council	215	237	64	82	73	78	6	0	0	0
Kilkenny County Council *	0	0	0	0	0	0	0	0	0	0
Laois County Council	145	15	30	30	4	4	0	0	0	0
Leitrim County Council	31	31	48	80	23	39	0	0	0	0
Limerick City Council	85	85	74	236	41	64	1	0	0	0
Limerick County Council	21	21	95	124	110	130	0	0	0	0
Longford County Council	107	107	50	76	3	11	1	0	0	0
Louth County Council	0	0	5	8	3	5	0	0	0	0
Mayo County Council	53	54	185	226	32	38	0	0	0	0
Meath County Council	45	45	85	85	105	105	2	0	0	0
Monaghan County Council	0	0	77	218	0	0	0	0	0	0
Offaly County Council	246	260	73	78	0	0	0	0	0	0
Roscommon County Council	6	6	55	120	22	34	0	0	0	0
Sligo County Council	106	106	104	142	0	0	2	0	0	0
North Tipperary County Council	0	0	119	138	2	4	0	0	0	0
South Tipperary County Council	0	0	8	13	21	24	0	0	0	0
Waterford City Council	0	0	19	26	15	19	3	0	0	0
Waterford County Council	19	19	65	80	33	35	0	0	0	0
Westmeath County Council	32	37	13	14	4	4	0	0	0	0
Wexford County Council	0	0	74	84	102	116	1	0	0	0
Wicklow County Council	0	0	9	9	21	23	2	0	0	0
<b>Totals</b>	<b>1,329</b>	<b>1,248</b>	<b>2,956</b>	<b>4,377</b>	<b>2,382</b>	<b>3,411</b>	<b>52</b>	<b>2</b>	<b>0</b>	<b>0</b>

\* Details not available

### Fire Prevention Statistics 2007

	Details of Offences under <i>Fire Services Act, 1981</i>				
	Summary Offences		Indictable Offences		
	Prosecutions	Convictions	Recommendations to DPP for Prosecution	Convictions	Decisions by DPP not to Prosecute
Athlone Town Council	0	0	0	0	0
Carlow County Council	0	0	0	0	0
Cavan County Council	0	0	0	0	0
Clare County Council	0	0	0	0	0
Cork County Council	1	1	0	0	0
Cork City Council	0	0	0	0	0
Donegal County Council	0	0	0	0	0
Drogheda Borough Council	0	0	1	0	0
Dublin City Council	0	0	0	0	0
Dundalk Town Council	0	0	0	0	0
Galway County Council	0	0	0	0	0
Kerry County Council	0	0	0	0	0
Kildare County Council	0	0	0	0	0
Kilkenny County Council	0	0	0	0	0
Laois County Council	0	0	0	0	0
Leitrim County Council	0	0	0	0	0
Limerick City Council	0	0	0	0	0
Limerick County Council	0	0	0	0	0
Longford County Council	0	0	0	1	0
Louth County Council	0	0	0	0	0
Mayo County Council	0	0	0	0	0
Meath County Council	0	0	0	0	0
Monaghan County Council	0	0	0	0	0
Offaly County Council	0	0	0	0	0
Roscommon County Council	0	0	0	0	0
Sligo County Council	0	0	0	0	0
North Tipperary County Council	0	0	0	0	0
South Tipperary County Council	0	0	0	0	0
Waterford City Council	0	0	0	0	0
Waterford County Council	0	0	0	0	0
Westmeath County Council	0	0	0	0	0
Wexford County Council	0	0	0	0	0
Wicklow County Council	0	0	0	0	0
<b>Totals</b>	<b>1</b>	<b>1</b>	<b>1</b>	<b>1</b>	<b>0</b>

### Fire Prevention Statistics 2007

	<i>Dangerous Substances Regulations, 1979</i> Retail and Private Petroleum Stores						<i>Dangerous Substances Regulations, 1979</i> Bulk Stores					
	Premises Licensable	Applications Received	Premises Inspected	Inspections Undertaken	Licences Issued	Licences Refused	Premises Licensable	Applications Received	Premises Inspected	Inspections Undertaken	Licences Issued	Licences Refused
Athlone Town Council	11	0	0	0	0	0	0	0	0	0	0	0
Carlow County Council	0	0	2	2	0	0	0	0	0	0	0	0
Cavan County Council	85	1	1	5	0	0	0	0	0	0	0	0
Clare County Council	106	0	2	5	0	0	11	0	1	1	0	0
Cork County Council	N/A	8	6	7	1	0	2	2	1	1	1	0
Cork City Council	30	0	0	0	0	0	0	0	0	0	0	0
Donegal County Council	245	5	2	5	1	0	4	0	1	1	1	0
Drogheda Borough Council	N/A	0	1	1	0	0	N/A	1	1	1	1	0
Dublin City Council	194	57	135	220	46	1	1	0	1	1	0	0
Dundalk Town Council	N/A	0	0	0	0	0	N/A	0	0	0	0	0
Galway County Council	200	0	3	4	0	0	0	0	2	14	0	0
Kerry County Council	0	0	0	0	0	0	0	0	0	0	0	0
Kildare County Council	130	0	6	9	0	0	0	0	0	0	0	0
Kilkenny County Council	0	0	0	0	0	0	0	0	0	0	0	0
Laois County Council	44	1	1	1	1	0	0	0	0	0	0	0
Leitrim County Council	0	0	0	0	0	0	0	0	0	0	0	0
Limerick City Council	14	4	4	10	0	0	2	0	0	0	0	0
Limerick County Council	63	1	11	17	0	0	0	0	0	0	0	0
Longford County Council	49	2	3	6	2	0	2	0	1	3	0	0
Louth County Council	N/A	0	0	0	0	0	N/A	0	0	0	0	0
Mayo County Council	0	0	2	2	0	0	0	0	0	0	0	0
Meath County Council	200	5	5	5	5	0	0	0	0	0	0	0
Monaghan County Council	49	1	3	5	1	0	0	0	0	0	0	0
Offaly County Council	60	1	1	1	1	0	8	1	1	1	1	0
Roscommon County Council	90	2	2	5	2	0	0	0	0	0	0	0
Sligo County Council	91	0	0	0	0	0	8	0	0	0	0	0
North Tipperary County Council	137	0	0	0	0	0	0	0	0	0	0	0
South Tipperary County Council	73	3	6	10	3	0	0	0	0	0	0	0
Waterford City Council	0	0	0	0	0	0	0	0	0	0	0	0
Waterford County Council	37	4	17	18	3	0	0	0	0	0	0	0
Westmeath County Council	54	3	3	4	3	0	0	0	0	0	0	0
Wexford County Council	91	8	0	0	2	0	2	0	0	0	0	0
Wicklow County Council	89	0	0	0	0	0	1	0	0	0	0	0
<b>Totals</b>	<b>2,142</b>	<b>106</b>	<b>216</b>	<b>342</b>	<b>71</b>	<b>1</b>	<b>41</b>	<b>4</b>	<b>9</b>	<b>23</b>	<b>4</b>	<b>0</b>

### Fire Prevention Statistics 2007

	<i>Dangerous Substances Regulations, 1979</i>					
	Oil Jetties					
	Premises Licensable	Applications Received	Premises Inspected	Inspections Undertaken	Licences Issued	Licences Refused
Athlone Town Council	0	0	0	0	0	0
Carlow County Council	0	0	0	0	0	0
Cavan County Council	0	0	0	0	0	0
Clare County Council	1	0	0	0	0	0
Cork County Council	0	0	0	0	0	0
Cork City Council	0	0	0	0	0	0
Donegal County Council	0	0	0	0	0	0
Drogheda Borough Council	N/A	0	0	0	0	0
Dublin City Council	0	0	0	0	0	0
Dundalk Town Council	N/A	0	0	0	0	0
Galway County Council	0	0	1	6	0	0
Kerry County Council	0	0	0	0	0	0
Kildare County Council	0	0	0	0	0	0
Kilkenny County Council	0	0	0	0	0	0
Laois County Council	0	0	0	0	0	0
Leitrim County Council	0	0	0	0	0	0
Limerick City Council	1	0	0	0	0	0
Limerick County Council	0	0	0	0	0	0
Longford County Council	0	0	0	0	0	0
Louth County Council	N/A	0	0	0	0	0
Mayo County Council	0	0	0	0	0	0
Meath County Council	0	0	0	0	0	0
Monaghan County Council	0	0	0	0	0	0
Offaly County Council	0	0	0	0	0	0
Roscommon County Council	0	0	0	0	0	0
Sligo County Council	0	0	0	0	0	0
North Tipperary County Council	0	0	0	0	0	0
South Tipperary County Council	0	0	0	0	0	0
Waterford City Council	0	0	0	0	0	0
Waterford County Council	0	0	0	0	0	0
Westmeath County Council	0	0	0	0	0	0
Wexford County Council	1	0	0	0	0	0
Wicklow County Council	1	0	0	0	0	0
<b>Totals</b>	<b>4</b>	<b>0</b>	<b>1</b>	<b>6</b>	<b>0</b>	<b>0</b>